



**Liebert®**

NXC™ UPS

10kVA - 60kVA

Reliable & Scalable power system  
designed for Small and Mid-size Enterprises



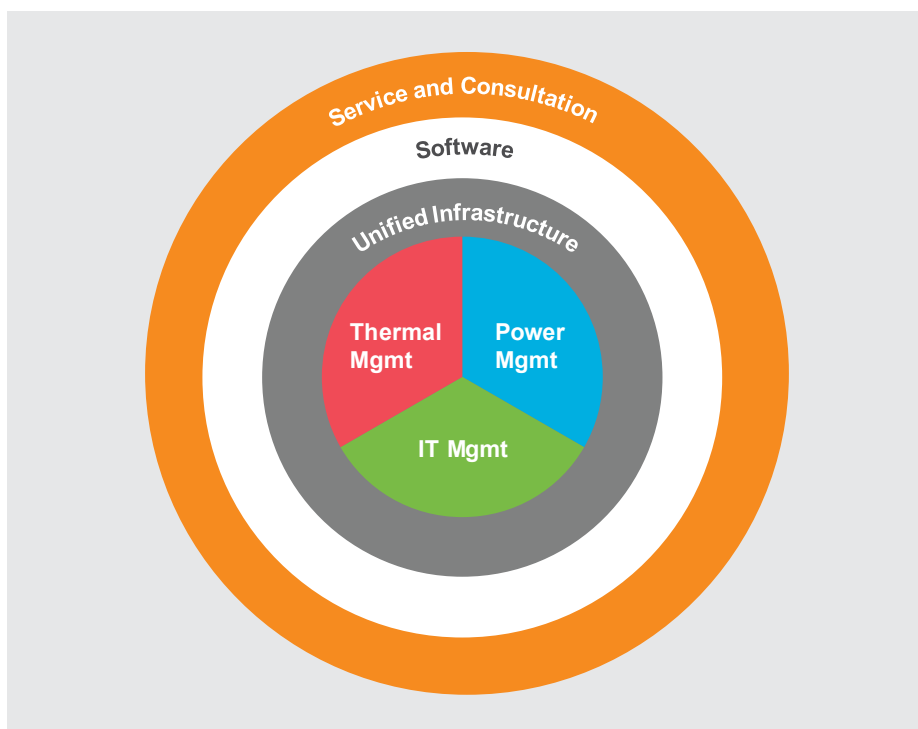


Vertiv designs, builds and services critical infrastructure that enables vital applications for data centres, communication networks and commercial and industrial facilities. Formerly Emerson Network Power, Vertiv supports today's growing mobile and cloud computing markets with a portfolio of power, thermal and infrastructure management solutions including the Chloride®, Liebert®, NetSure™ and Trellis™ brands. Sales in fiscal 2016 were \$4.4 billion. For more information, visit VertivCo.com.

**Vertiv**

**Your Vision, our Passion**

*With a unique combination of industry expertise, technology, and resources, our mission is to support and power mission-critical technologies that drive possibility.*



**Chloride®**

Our global industrial power solutions meet the most demanding technical specifications and provide safe, reliable power- no matter the challenge

**Liebert®**

Our global power and thermal management solutions are some of the world's most efficient and reliable power and cooling technologies

**NetSure™**

Our global intelligently engineered DC power systems deliver high availability, energy efficiency, and scalability for converged networks

**Trellis™**

Our industry-leading software gives customers an integrated view of operations across IT and facilities resources, enabling better decisions that save time and money

## Features and Performances

- Double conversion efficiency up to 95.5%
- ECO mode efficiency up to 99%
- Input current total harmonic distortion correction (THDi)<5%
- Input/output and bypass circuit breakers
- Integrated manual bypass
- Integrated parallel load bus and synchronization port (LBS)
- Integrated Battery autonomy

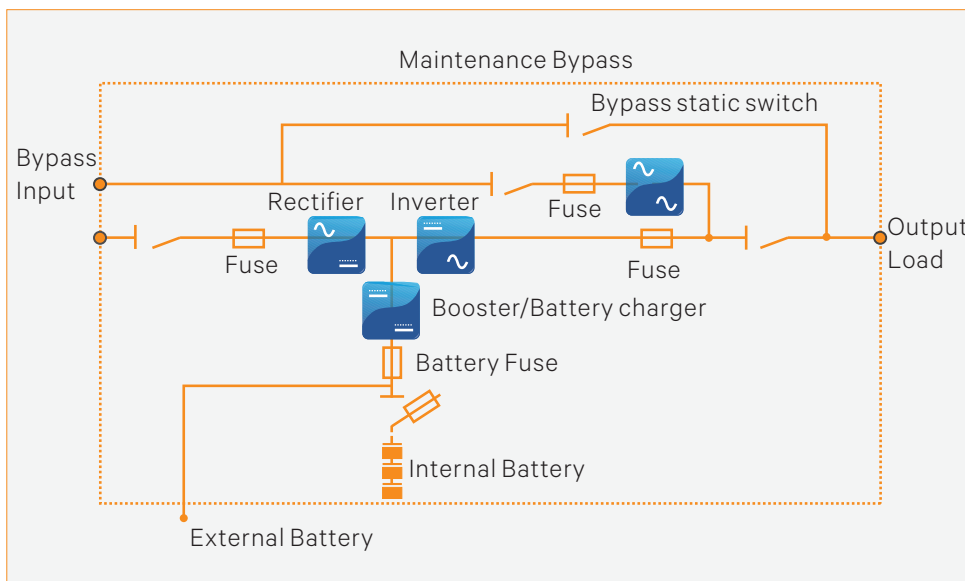
## Compact, Reliable Power

Liebert® NXC™ offer reliable and flexible secure power in a fully integrated package solution. It comes complete with highly efficient transformer-free double conversion technology providing installation and running cost savings.

With a rated output power factor of 0.9, Liebert® NXC™ is also able to provide 10% more active power than a traditional mid-size UPS. Liebert® NXC™ combination of performance features, impressive integrated autonomy and compact footprint make it ideal for guaranteeing clean, continuous

power for a wide range of applications from IT and light industrial to retail and transport.

Liebert® NXC™ achieves up to 95.5% efficiency in double conversion mode and up to 99% in ECO mode ensuring effective load protection while reducing the total cost of ownership (TCO) and environmental impact.



Liebert® NXC™ Single-line diagram

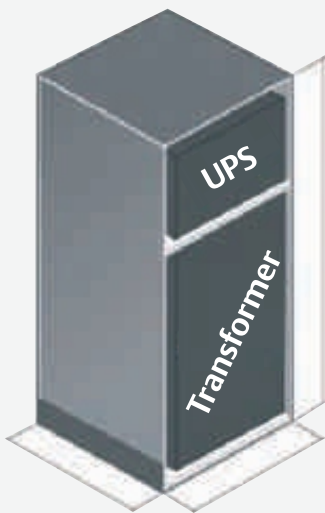


## Configuration available

1. UPS with integrated battery
2. UPS with integrated isolation transformer



UPS with fully integrated battery



UPS with integrated isolation transformer

## Flexibility

Liebert® NXC™ is a compact solution designed to optimize installation space requirements and provide enhanced flexibility to ensure superior protection for all load types (leading and lagging).

Its low THDi (<5%) and active input power factor correction ensure that the UPS absorbs less current from the upstream distribution network, thus eliminating the need for oversizing gensets and other equipment.

Everything from installation and electrical infrastructure requirements to energy consumption and real estate costs have been taken in to consideration to deliver this flexible solution.

Liebert® NXC™ flexibility is further enhanced through:

- Full galvanic isolation option
- Single and three phase output configuration options
- Common or distributed battery bank
- Reduced footprint

### Output Configuration

Liebert® NXC™ can be configured on-site to deliver three(3/3) or single (3/1) phase output giving it the flexibility to adapt to change in dynamic environments.

### Full Galvanic Isolation

Liebert® NXC™ offer integrated full galvanic isolation, this greatly reduces the footprint thus providing space saving advantages. In addition, the transformer can be connected to the input/output/bypass of the UPS.

### Providing:

- Full galvanic isolation for medical and other critical applications
- Installation with two independent input sources (with different neutrals)



# In The Field

## Integrated autonomy

Liebert® NXC™ provides an excellent integrated autonomy which results in back up times of up to 30 minutes.

The batteries housed inside the UPS cabinet which are responsible for delivering Liebert® NXC's integrated autonomy have the added advantage of virtually eliminating the need for an external battery cabinet, further reducing installation costs and minimizing the demand on physical space.

The powerful battery charger of the Liebert® NXC™ allows the reduction of battery re-charging time and increased its ability to manage longer back up times.

## Parallel Ready

Liebert® NXC™ can be connected with up to four units in parallel, one of which is redundant. A single unit can be upgraded to parallel operation to modify software settings which allow the system to be customized for the requested configuration.

The Loop Bus connection used in paralleling the system delivers ultimate reliability by avoiding a single point of failure probability, ensuring perfect load sharing and fast detection of any variation in the system status.



- 1 Communication Slots
- 2 Power Module
- 3 LCD display interface

- 4 Transformer or Internal battery option
- 5 Switch assembly

## Communication

The Liebert® NXC™ features a multi-lingual LCD user interface allowing close control and monitoring of system status and performance.

The UPS offers the following communication features:

- Voltage-free contacts
- USB interface
- Internal Intellislot for SNMP or Modbus communication

These communication capabilities make Liebert® NXC™ compatible with any building management system.

## Serviceability


The architecture of the Liebert® Nform™ is designed to optimize installation and simplify service with its easily power assembly. This architecture allow optimized MTTR & Maximize MTBF.

Liebert® NXC™ also comes equipped with casters to facilitate ease of ease of movement and relocation.

## Software Connectivity

Liebert® Multilink™ software prevents unexpected server shutdowns and minimized downtime warning of pending power losses and initiating safe shutdown of operating systems if required.

Liebert® Nform™ and Site Monitor network communications system enables customers to leverage the distributed monitoring capabilities of network connected equipment providing centralized management of distributed systems.



Connectivity cards



## Specifications

Nominal Ratings(kVA/kW)	10	15	20	30	40	60
<b>Output active power</b>	<b>9</b>	<b>13.5</b>	<b>18</b>	<b>27</b>	<b>36</b>	<b>54</b>
<b>Input</b>						
Nominal input voltage(V)	380/400/415					
Input voltage range(V)	305~477 at full load; 228-477 at 70% load					
Nominal input frequency(Hz)	50/60					
Input frequency range(Hz)	40-70					
Input power factor(kW/kVA)	0.99					
Bypass voltage tolerance(%)	selectable from +20 to -40					
Bypass frequency tolerance(%)	±20 (±10 selectable)					
Current THD at full linear load(THDi%)	<5					
<b>Battery</b>						
Number battery blocks per string	30-40					
Battery Charger max. power (kW)	4.5	4.5	4.5	6	6	7.5
<b>Output</b>						
Nominal output voltage (V)	380/400/415 (3-phase) or 220/230/240 (1-phase)					380/400/415 (3-phase)
Nominal output frequency (Hz)	50/60					
THDv with 100% linear load (%)	2					
Inverter overload capacity	<105% Continuous; 125% for 5 min; 150% for 1 min					
<b>Efficiency</b>						
Online mode efficiency	Up to 95.5%					
ECO mode efficiency	Up to 99%					
<b>Dimensions and weight</b>						
Dimensions (W x D x H) mm	500 x 860 x 1240			600 x 850 x 1600		
Weight(Net weight)	115			210	225	
<b>General</b>						
Nosie at 1 m dB (A)	≤56				≤58	≤60
Protection level IEC (60529)	IP20					
General and safety requirements for UPS	EN/IEC/AS 62040-1					
EMC requirements for UPS	EN/IEC/AS 62040-2					
UPS classification according to IEC 62040-3	VFI-SS-111					

\*Conditions apply

Specifications are subject to change without any prior notification



**VertivCo.com |**

© 2017 Vertiv Co. All rights reserved. Vertiv and the Vertiv logo are trademarks or registered trademarks of Vertiv Co. All other names and logos referred to are trade names, trademarks or registered trademarks of their respective owners. While every precaution has been taken to ensure accuracy and completeness herein, Vertiv Co. assumes no responsibility, and disclaims all liability, for damages resulting from use of this information or for any errors or omissions. Specifications are subject to change without notice.

ACP-EN-AP-2-1-0-17-3