

## QRC series C9-A4x 14-pin, miniature relay, 4-pole, plug-in, faston

<b>Type</b>	<b>C9-A4x/ ... V</b> Standard relays 4 change-over contacts			
<b>Maximum contact load</b>	<b>5 A/250 V</b>	<b>AC 1</b>	<b>5 A/30 V</b>	<b>DC1</b>
<b>Recommended minimum contact load</b>	<b>1 mA/10 V</b> (with 10 μ Au) <b>10 mA/10 V</b> (standard contact)			

<b>Contacts</b>				
Material	Standard	Code 1	AgNi + 0,2 μ Au	
	Optional	Code 2	AgNi + 10 μ Au	
Rated current	5 A			
Switch-on current max. (2,5 ms)	15 A			
Switching voltage max.	250 V			
AC load	1,250 kVA			
DC load	see Fig. 2			

<b>Coil</b>				
Coil resistance	see table; tolerance ± 10 %			
Pick-up voltage	≥ 0,8 x U <sub>N</sub>			
Release voltage	≥ 0,1 x U <sub>N</sub>			
Nominal power	1,2 VA (AC)/1 W (DC)			

<b>Coil table</b>					
VAC	Ω	mA	VDC	Ω	mA
24	174	50	12	148	85
48	686	25	24	594	43
115	4K3	10,4	48	2K3	21
230	18K6	5,2	110	11K4	11

<b>Insulation</b>		Volt rms, 1 min
Contact open		1000 V
Contact/contact		2,5 kV
Contact/coil		2,5 kV
Insulation resistance at 500 V		≥1 GΩ
Insulation, IEC 61810-5		2,5 kV/3

<b>Specifications</b>	
Ambient temperature operation/storage	-40 (no ice)...60 °C /-40 ... 80 °C
Pick-up time/bounce time	10 ms/≤ 3 ms
Release time/bounce time	6 ms/≤ 1 ms
Mechanical life	AC: 10 Mill./DC: 20 Mill. switching cycles
AC voltage endurance at rated load	≥100000 switching cycles
Switching frequency at rated load	≤ 1200/h
Protection class	IP40
Weight	43 g

<b>Standard types</b>		
<b>AC 50 Hz/60 Hz: 24, 48, 115, 230, (240) LED</b>	<b>C9-A41/AC ... V</b> <b>C9-A41X/AC ... V</b>	<b>C9-A42/AC ... V</b> <b>C9-A42X/AC ... V</b>
<b>DC 12, 24, 48, 110 LED</b>	<b>C9-A41/DC ... V</b> <b>C9-A41X/DC ... V</b>	<b>C9-A42/DC ... V</b> <b>C9-A42X/DC ... V</b>
<b>Free wheeling diode</b>	<b>C9-A41DX/DC ... V</b> <b>C9-A41FX/DC ... V</b>	<b>C9-A42DX/DC ... V</b> <b>C9-A42FX/DC ... V</b>
<b>Polarity and free wheeling diode</b>	<b>C9-A41BX/UC ... V</b>	<b>C9-A42BX/UC ... V</b>
<b>AC/DC bridge rectifier 24 V, 48 V, 60 V</b>		

"..." Enter the voltage for full type designation

<b>Accessories</b>	
Socket:	<b>S9-M, S9-L, S9-P, S9-P0</b>
Operational accessories (blinking plug):	<b>S9-NP, S9-OP</b>



### Connection diagram

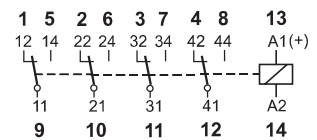


Fig. 1 AC voltage endurance

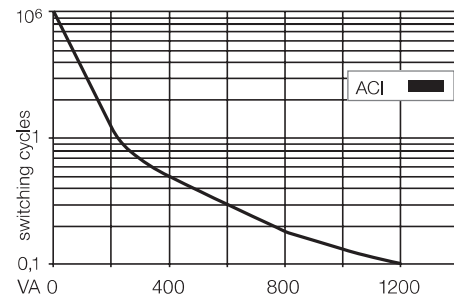
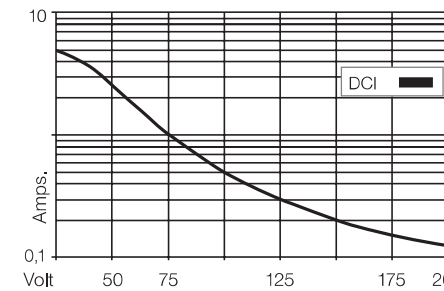
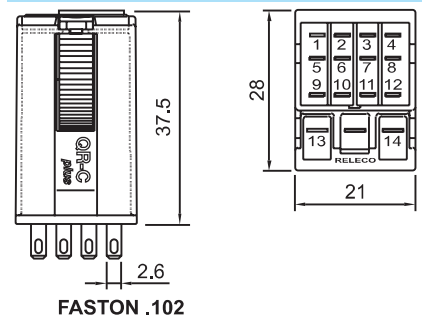


Fig. 2 DC load limit curve



### Dimensions [mm]



FASTON .102

### Technical approvals, conformities

