

HPL ..2

POMPE E MOTORI AD INGRANAGGI GEAR PUMPS AND MOTORS ZAHNRADPUMPEN UND -MOTOREN

HPL PA2

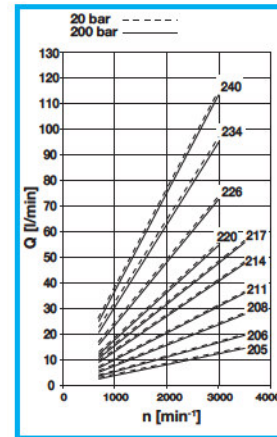
POMPE AD INGRANAGGI GEAR PUMPS ZAHNRADPUMPEN

DATI TECNICI TECHNICAL DATA TECHNISCHE MERKMALE



DIAGRAMMA PORTATE DIAGRAMS KENNLINIEN

GRUPPO GROUP BAUREIHE	TIPO TYPE	CILINDRATA TEORICA NOMINAL DISPLACEMENT FÖRDERVOLUMEN (l/m)		CONTINUA CONTINUOUS DAUER		PRESSIONE PRESSURE DRUCK INTERMITTENTE INTERMITTENT INTERMITTIERENDER		PICCO PEAK SPITZEN		VELOCITÀ DI ROTAZIONE SPEED DREHZAHL		MASSA WEIGHT GEWICHT	
		cm ³	in ³	bar	psi	bar	psi	bar	psi	min ⁻¹	min ⁻¹	kg	lbs
2	05	4,50	0,27	240	3481	260	3771	300	4351	3500	700	2,30	5,07
	06	6,00	0,37	240	3481	260	3771	300	4351			2,40	5,29
	08	8,50	0,52	230	3336	250	3626	280	4061			2,40	5,29
	11	11,00	0,67	230	3336	250	3626	280	4061			2,40	5,29
	14	14,50	0,88	230	3336	250	3626	280	4061			2,80	6,17
	17	17,00	1,04	230	3336	250	3626	280	4061			2,80	6,17
	20	19,50	1,19	200	2901	220	3191	250	3626	2,80	6,17		
	26	26,00	1,59	180	2611	190	2756	210	3046	3,10	6,83		
	34	34,00	2,07	160	2321	170	2466	190	2756	3,40	7,50		
	40	40,50	2,47	140	2031	160	2321	180	2611	3,60	7,94		



HPL MA2

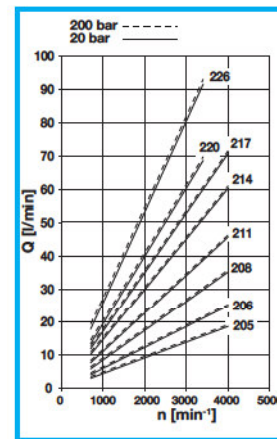
MOTORI AD INGRANAGGI GEAR MOTORS ZAHNRADMOTOREN

DATI TECNICI TECHNICAL DATA TECHNISCHE MERKMALE



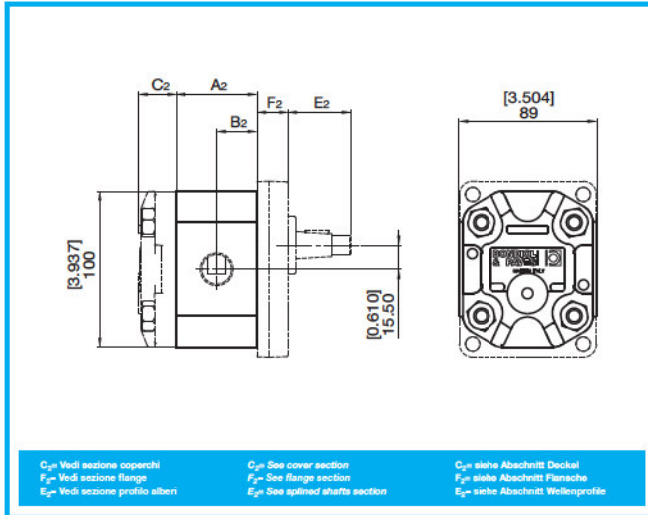
DIAGRAMMA PORTATE DIAGRAMS KENNLINIEN

GRUPPO GROUP BAUREIHE	TIPO TYPE	CILINDRATA TEORICA NOMINAL DISPLACEMENT FÖRDERVOLUMEN (l/m)		CONTINUA CONTINUOUS DAUER		PRESSIONE PRESSURE DRUCK INTERMITTENTE INTERMITTENT INTERMITTIERENDER		PICCO PEAK SPITZEN		VELOCITÀ DI ROTAZIONE SPEED DREHZAHL		MASSA WEIGHT GEWICHT	
		cm ³	in ³	bar	psi	bar	psi	bar	psi	min ⁻¹	min ⁻¹	kg	lbs
2	05	4,50	0,27	240	3481	260	3771	300	4351	4000	700	2,30	5,07
	06	6,00	0,37	240	3481	260	3771	300	4351			2,40	5,29
	08	8,50	0,52	230	3336	250	3626	280	4061			2,40	5,29
	11	11,00	0,67	230	3336	250	3626	280	4061			2,40	5,29
	14	14,50	0,88	230	3336	250	3626	280	4061	2,80	6,17		
	17	17,00	1,04	230	3336	250	3626	280	4061	2,80	6,17		
	20	19,50	1,19	200	2901	220	3191	250	3626	2,80	6,17		
	26	26,00	1,59	180	2611	190	2756	210	3046	3,10	6,83		



**DIMENSIONI
SIZE
ABMESSUNGEN**

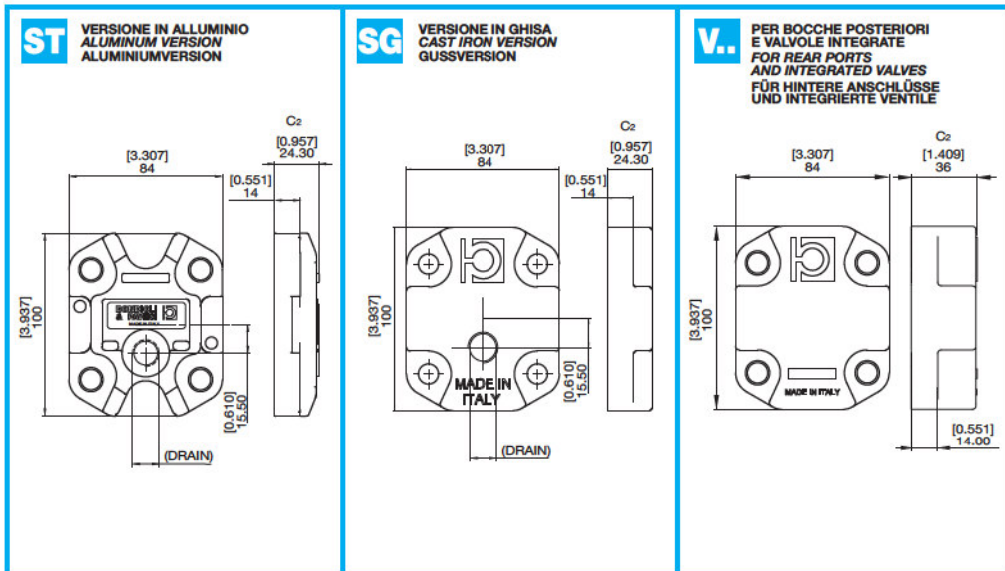
HPL...2



**DIMENSIONI
SIZE
ABMESSUNGEN**

GRUPPO GROUP BAUREIHE	TIPO TYPE TYP	A ₂		B ₂	
		mm	in	mm	in
2	05	49,15	1,935	24,6	0,968
	06	51,85	2,041	25,9	1,021
	08	56,35	2,219	28,2	1,109
	11	60,85	2,396	30,4	1,198
	14	67,25	2,648	33,6	1,324
	17	71,75	2,825	35,9	1,412
	20	76,25	3,002	38,1	1,501
	26	88,55	3,486	44,3	1,743
	34	102,55	4,037	51,3	2,019
	40	115,07	4,530	57,5	2,265

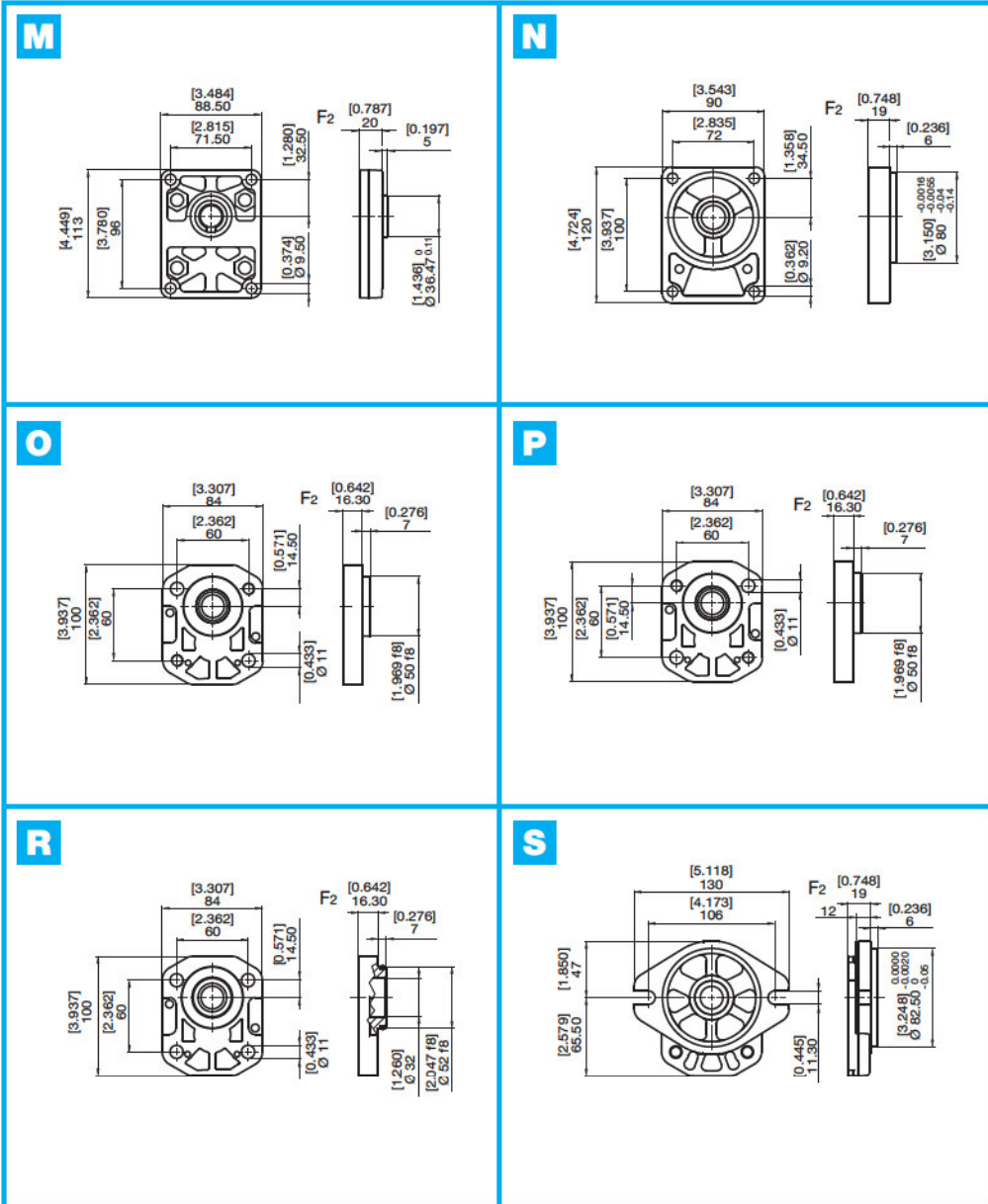
**COPERCHI
COVERS
DECKEL**



FLANGE
FLANGES
FLANSCH

VERSIONE IN ALLUMINIO
ALUMINUM VERSION
ALUMINIUMVERSION

HPL..2

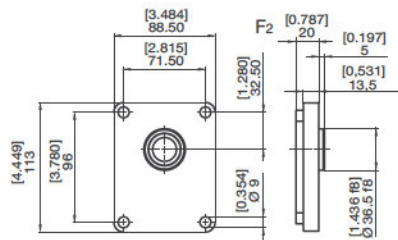


FLANGE
FLANGES
FLANSCH

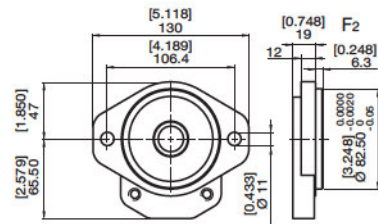
VERSIONE IN GHISA
CAST IRON VERSION
GUSSVERSION

HPL...2

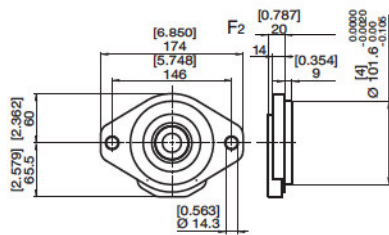
L



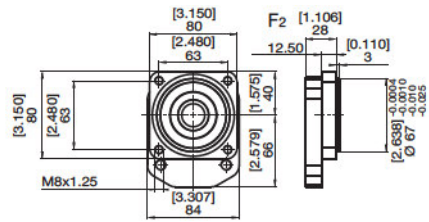
Q



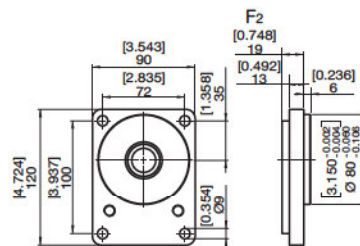
T



U



V



**PROFILO ALBERI
SPLINE SHAFTS
WELLENPROFILE**

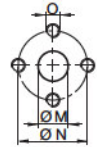
HPL..2

<p>L COPPIA MAX MAX TORQUE MAX DREHMOMENT</p> <p>140 N•m</p> <p>Coppia di serraggio = 50 N•m Tightening torque = 50 N•m Anzugmoment = 50 N•m</p>	<p>M COPPIA MAX MAX TORQUE MAX DREHMOMENT</p> <p>120 N•m</p> <p>Coppia di serraggio = 50 N•m Tightening torque = 50 N•m Anzugmoment = 50 N•m</p>
<p>N COPPIA MAX MAX TORQUE MAX DREHMOMENT</p> <p>65 N•m</p>	<p>P COPPIA MAX MAX TORQUE MAX DREHMOMENT</p> <p>70 N•m</p>
<p>U COPPIA MAX MAX TORQUE MAX DREHMOMENT</p> <p>110 N•m</p>	<p>V COPPIA MAX MAX TORQUE MAX DREHMOMENT</p> <p>120 N•m</p>
<p>X COPPIA MAX MAX TORQUE MAX DREHMOMENT</p> <p>160 N•m</p>	<p>Y COPPIA MAX MAX TORQUE MAX DREHMOMENT</p> <p>310 N•m</p>
<p>Z COPPIA MAX MAX TORQUE MAX DREHMOMENT</p> <p>70 N•m</p>	

**BOCCHIE
PORTS
ANSCHLÜSSE**

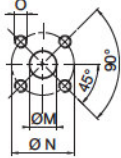
HPL...2

E LATERALE
LATERAL
SEITLICH



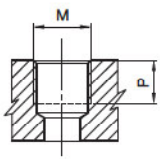
TIPO TYPE TYP	M		N		O	
	mm	in	mm	in		Nm
E3	13	0,51	30	1,18	M6	10
E5	20	0,79	40	1,57	M8	15

X LATERALE
LATERAL
SEITLICH



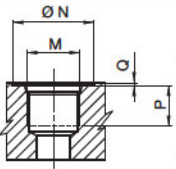
TIPO TYPE TYP	M		N		O	
	mm	in	mm	in		Nm
X4	15	0,59	35	1,38	M6	10
X5	15	0,59	40	1,57	M6	10
X6	20	0,79	40	1,57	M6	10

G LATERALE
LATERAL
SEITLICH
T POSTERIORE
REAR
HINTEN



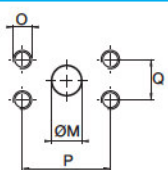
TIPO TYPE TYP	M	Nm	P	
			mm	in
*G3	3/8" GAS BSPP	38	12	0,47
G4	1/2" GAS BSPP	50	16	0,63
G6	3/4" GAS BSPP	90	19	0,75
T4	1/2" GAS BSPP	50	16	0,63
T6	3/4" GAS BSPP	40	19	0,75

U LATERALE
LATERAL
SEITLICH
C POSTERIORE
REAR
HINTEN



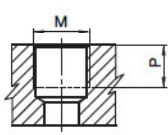
TIPO TYPE TYP	DIMENSIONE SIZE GRÖSSE	N		P		Q		M	
		mm	in	mm	in	mm	in		Nm
*U3	3/8"	25	0,98	13	0,51	0,3	0,01	9/16-18 UNF	25
U5	5/8"	34	1,34	17	0,67	0,3	0,01	7/8-14 UNF	70
U6	3/4"	41	1,61	19	0,75	0,3	0,01	1-1/16-12 UNF	90
C5	5/8"	34	1,34	17	0,67	0,3	0,01	7/8-14 UNF	70
C6	3/4"	41	1,61	19	0,75	0,3	0,01	1-1/16-12 UNF	40

N LATERALE
LATERAL
SEITLICH



TIPO TYPE TYP	DIMENSIONE SIZE GRÖSSE	M		P		Q		O	
		mm	in	mm	in	mm	in		Nm
N4	1/2"	13	0,51	38,1	1,49	17,5	0,68	5/16-18UNC-2B	15
N6	3/4"	20	0,79	47,6	1,87	22,2	0,87	3/8"-16UNC-2B	25
N7	1"	27	1,06	52,4	2,60	26,2	1,03	3/8"-16UNC-2B	30

M



TIPO TYPE TYP	M		P	
		Nm	mm	in
*M2	M14x1,5	17	12	0,47
























































* Drenaggio

* Drain Port

* Lecköl

COMBINAZIONI
COMBINATIONS
KOMBINATIONEN

HPL..2

ESTREMITÀ ALBERO SHAFT PROFIL WELLENENDE	FLANGE FLANGE FLANSCH							
	M	N	O	R	S	T	U	
L								
M								
N								
P								
U								
V								
X								
Y								
Z								
BOCCHIE PORTS ANSCHLÜSSE								
E								
G								
X								
U								
N								
C								
T								

**ISTRUZIONI PER L'ORDINAZIONE
ORDERING INSTRUCTIONS
BESTELLANLEITUNG**

HPL..2

HPL PA 2 11 D M L G4 G4 B ST ..

